



# AGENDA

## REGULAR MEETING BOARD OF UTILITIES COMMISSIONERS

La Junta, Colorado

July 8, 2025

4:00 p.m.

Council Chambers

Municipal Building

601 Colorado Avenue

### CALL TO ORDER

#### ROLL CALL (City Clerk)

Board Members P/A

Supervisors

Others

---

Ayala  
Berg  
Bourget  
Manweiler  
Velasquez

#### MINUTES OF PREVIOUS MEETING (Chairman)

Regular Meeting June 10, 2025

#### CITIZEN PARTICIPATION FOR NON-AGENDA ITEMS ONLY *(5-minute time limit per person)*

#### REPORTS

A. ARPA Board (Gary Cranson – Term Expires 12/31/2025)

B. Water & Wastewater Treatment (Tom Seaba)

C. Electric Department (Chris Arguello)

D. Sanitation (Martin Montoya)

#### NEW BUSINESS

A. City Manager Comments

B. Governing Body Comments

#### ADJOURN

BOARD OF UTILITIES COMMISSIONERS – June 10, 2025

CITY OF LA JUNTA )  
COUNTY OF OTERO ) SS  
STATE OF COLORADO )

A Regular Meeting of the Board of Utilities Commissioners of the City of La Junta, Colorado, was called to order by Chairman Patrick Berg on Tuesday, June 10, 2025, at 4:00 p.m. in the Council Chambers of the Municipal Building.

Roll was called and the following Board Members were present:

Subject to approval at the  
July 8, 2025  
Utilities Board Meeting

Present: Joe Ayala, Mayor  
Patrick Berg, Chairman  
Mike Bourget, Commissioner  
Keith Manweiler, Commissioner – arrived at 4:02

p.m. Paul Velasquez, Council Member/Vice-Chair

Absent: None

Also present: Michael Hart, City Manager  
Erin Harris, City Attorney  
Melanie Scofield, City Clerk  
Tom Seaba, Director of Water/WW  
Chris Arguello, Electric Superintendent  
Martin Montoya, Director of Engineering

MINUTES OF PREVIOUS MEETING

Chairman Berg asked if there were any corrections or additions to the minutes of the Regular Meeting of May 13, 2025. Hearing none, the Chairman asked for a motion to approve the minutes as published.

MOTION TO APPROVE THE MAY 13, 2025 MINUTES AS PUBLISHED: Ayala

SECOND: Velasquez

DISCUSSION: There was no discussion

VOTE: The motion carried 5-0

CITIZEN PARTICIPATION

1. There was no citizen participation.

REPORTS

A. ARPA Board: Gary Cranson submitted the following report:

1. **Summary of April 2025 Financial and Operating Statements:** In April, revenue from power sales was \$22,182 (1.2%) more than budget. Cost of goods sold was right on budget. Net operating revenue for April was \$458,108. Revenue from power sales was less than budget by \$17,198 (0.2%). Total revenues were better than budget by \$100,508. Total cost of goods sold was on budget at \$5,171,186 (0.1%). Total A & G expenses are under budget by \$23,185 (1.1%). YTD Net Revenue is \$802,588 (18.8%) better than budget. Average of 128 days cash on hand. Debt service coverage year-to-date is 1.14X.

2. **April Operating Report:** Member Energy sales were 2.0% less than budget in April and 0.1% better than they were in April 2024. Member Energy sales YTD are 1.1% better than budget and 0.3% better than YTD 2024 sales. Member demands of 40.0 mW were just a bit lower than April

2024. All in cost to members YTD is \$0.09119 per kWh which is 7.8% lower than 2024 and 9.8% lower than 2020. The avoided cost rate for May is \$41.80 per mWh. The 2025 YTD blended rate for power is \$45.57 per mWh compared to \$52.74 per mWh in 2024, about 14% cheaper.

3. **Next Regular Meeting:** August 28, 2025 10:00 AM at Otero College in La Junta.

**B. Water & Wastewater Treatment (Tom Seaba):**

1. R.O. Plant

- Routine maintenance: Flushed chlorine lines and repaired chlorine line leaks, flushed PSI transducers, chain hoist inspection, inspected fire extinguishers and backflow devices.
- Repaired leaking end-caps on RO's.
- Tightened packing on south booster pump #1 and reserve booster pumps.
- Worked with Brown's Hill Engineering troubleshooting RO "C" comm issues.
- Conducted UCMR 25 sampling for EPA.
- Additional facilities and grounds maintenance; meter reading.

2. Distribution

- Continuing hydrant maintenance.
- Continue working on 6<sup>th</sup> Street main replacement.
- Farm weed control/irrigation.
- Service repairs.
- Maintenance on combo vac truck.
- Meter Reading and utility billing office generated work orders, equipment maintenance.

3. Wastewater

- Treated 25.674 million gallons. Removed 43ft<sup>3</sup> of screenings and 21ft<sup>3</sup> of grit.
- RO concentrate discharge to plant was 18.084 million gallons.
- Jetted 5,628 feet of line for three emergency calls and thirty-six manhole locate requests.
- Removed plug and cleaned south clarifier trough. Cleaned trough of gravity thickener.
- Cleaned UV channel.
- Additional facilities and grounds maintenance.

4. Other Notables

- PFAS lawsuit update. Received first allotment from 3M in the amount of \$834,229.01. We will be receiving moneys from them for the next ten years to complete their obligation of \$4,171,145.00. DuPont will have a one-time payout that will be in the amount of \$417,114.50. This money is being split between water and wastewater because they both have obligations to meet PFAS.
- Continuing data requests for D&E grant. Kickoff meeting scheduled for June 11<sup>th</sup>.
- Preliminary report for EC grant alternatives analysis submitted. Complete report will be completed and submitted on June 11<sup>th</sup>.
- Working on applications for grants from the Arkansas Basin Roundtable and Colorado Water Conservation Board.
- Farm management plan completed. Preliminary IGA with Otero County under review.
- Attended an auction last weekend and acquired four very large reel type sprinklers and two pumps for only \$30,750. Generally, these items would cost well over a quarter million dollars. Plus, we will get all the operational training from Aurora.

**C. Electric Department (Chris Arguello):**

1. Line Crew

- Daily reads, disconnects and maintenance.

- Begun annual tree trimming and clearing of power lines.
  - The crew started adding pole-enforcers to the transmission poles.
  - Line maintenance was performed on the west side of town.
  - Built a new 208/75 kVA transformer bank for the Police Department.
  - Sent a total of seven line-crew members to the Mesa Hot Line School in Grand Junction, Colorado for training.
2. SOLAR Accounts
    - No new changes.
  3. System Update
    - SF6 Breaker Replacement: Had an external kick-off meeting. Eaton was able to find a different manufacturer for the breakers. As a result, the project is now expected to be completed in 2026 rather than 2027. We will have a site visit on June 25<sup>th</sup>.

**D. Sanitation (Martin Montoya):**

1. April 2025 supplemental information

**CUSTOMER INFORMATION**

CUSTOMERS	2025	2024
RESIDENTIAL	2,769	2,795
COMMERCIAL	439	439
INDUSTRIAL	12	10
MUNICIPAL	29	29
	3,249	3,273

**LANDFILL**

TONS	2025 May	2024 May	2025 YTD	2024 YTD
OTERO COUNTY LANDFILL	619.17	684.77	2,757.19	2,552.74
SOUTHEAST RECYCLING	4.20	20.87	189.38	95.02
CLEAN VALLEY - CURBSIDE	3.17	4.99	17.05	17.80
CLEAN VALLEY - TRAILER	1.86	3.11	6.46	13.84
	628.40	713.74	2,970.08	2,679.40

**OTHER INCOME**

ITEM	2025 May	2024 May	2025 YTD	2024 YTD
SPECIAL PICK-UP	7	4	17	14
40-YD BOXES	38	28	178	122
20-YD BOXES	15	53	77	133
OVERAGES	9	38	62	73
COMPACTOR	4	4	21	24
TRX STATION (OPEN BOX)	31.57	38.11	162.52	163.19
TRX STATION (COMPACTOR)	14.04	13.65	51.00	58.95
TOTE REPLACEMENT	4	8	35	45

2. Currently working on Conely Road and it is still scheduled to be paved tomorrow.

3. Transfer Station: Both of the roll off trucks are currently unavailable. That's why the facility was closed on Saturday and probably will be the next few days.
4. Thanked the Board and City Council for passing the budget amendment for the cardboard program. Currently trying to get spec sheets from the manufacturer to make sure they fit the trucks properly and that adjustments don't need to be made before placing an order.

**NEW BUSINESS**

**A. City Manager Comments.**

1. Shared tree dump report.

**B. Governing Body's Comments.**

1. Chairman Berg:
  - This was the first go around of trying to use this digital system of getting through our packet. I thought it worked really well and I wanted to say thank you to Melanie for putting all of this together. I know that you've worked really hard to make it as seamless as possible. I thought that this worked wonderfully and I like being able to prepare for it before the meeting and then be able to leave notes as we're going through. I appreciate the attention to detail.

There being no further business, the meeting adjourned at 4:28 p.m.

ATTEST:

CITY OF LA JUNTA

---

Melanie R. Scofield, City Clerk

---

Patrick Berg, Chairman

**ARPA Board Report.** Gary Cranson submitted the following report:

1) **Summary of May 2025 Financial and Operating Statements:**

In May, revenue from power sales was \$ 39,145 (2%) less than budget.

Cost of goods sold was \$ 42,893 (3,4%) under budget.

Net operating revenue for May was \$ 424,805

**Year to Date Income Statement:**

Revenue from power sales was less than budget by \$ 56,342 (0.6%)

Total revenues were better than budget \$ 52,722

Total cost of goods sold was under budget by \$ 46,572 (1.6%)

Total A & G expenses are under budget by \$ 42,967 (1.6%)

YTD Net Revenue is \$ 1,055,426 (15.5%) better than budget

Average of 118 days cash on hand.

Debt service coverage year to date is 1.15X

2) **April Operating Report:**

Member Energy sales were 3% less than budget in May and 2.3% less than they were in May 2024.

Member energy sales YTD are 0.25% better than budget and 0.2% less than YTD 2024 sales.

Member demands of 46 mW were just a bit lower than May 2024.

All in cost to members YTD is \$0.09157 per kWh which is 7.7% lower than 2024 and 10% lower than 2020.

The avoided cost rate for June is \$42.11 per mWh.

The 2025 YTD blended rate for power is \$44.89 per mWh compared to \$52.32 per mWh in 2024, **about 14% cheaper.**

3) **Next Regular Meeting:** August 28, 2025 at 10:00 AM at Otero College in La Junta.

# Utility Board Meeting

07/08/2025

## Departmental Goings-On

---

### ***R.O. Plant***

- Routine maintenance: Changed oil in chemical pumps, PM on degassifiers, Replaced batteries on well field generators and other PM on generators.
- Replaced gasket on manganese filter #2.
- Fixed coolant leak on west well field generator.
- Tightened packing on wells 1, 9, 7, 13.
- Diagnosed and worked on SCADA issues.
- Additional facilities and grounds maintenance; meter reading.

### ***Distribution***

- Continuing hydrant maintenance.
- Completed work on 6<sup>th</sup> Street main replacement.
- Repaired main break at 14<sup>th</sup> & Colorado.
- Farm weed control/irrigation.
- Service repairs.
- Meter Reading and utility billing office generated work orders, equipment maintenance.

### ***Wastewater***

- Treated 29.408 million gallons. Removed 43ft<sup>3</sup> of screenings and 21ft<sup>3</sup> of grit.
- RO concentrate discharge to plant was 19.497 million gallons.
- Jetted 9,270' of line for 16 emergency calls and 16 manhole locate requests.
- Cleaned and dosed scum pit. Incurring issues with filaments elevating the level of the sludge blanket in both clarifiers.
- RAS pump 1 placed as primary. RAS pump 2 received PM, repaired bottom drain issues.
- Completed sludge pressing of 531,000 gallons, which equates to 60 wet-tons of sludge hauled to lagoons for storage.
- Additional facilities and grounds maintenance.

### ***Other Notables:***

- Advanced to final round of consideration for \$300,000 design grant for EC treatment.
- Purchased farm irrigation equipment at auction.
- Researching in-line testing equipment for sewer effluent.
- Researching moving remaining customers onto 10" line on 14<sup>th</sup> St. from Colorado to Park.

**CITY OF LA JUNTA  
TREATED WATER PUMPING REPORT**

<b>2025 JUNE</b>	<b>DAILY TOTALS</b>	<b>RUNNING TOTAL</b>	<b>RUNNING AVERAGE</b>
1	1,748,802	1,748,802	2,700,918
2	1,262,674	3,011,476	1,505,738
3	886,239	3,897,715	1,299,238
4	1,816,187	5,713,902	1,428,476
5	1,544,545	7,258,447	1,451,689
6	1,563,139	8,821,586	1,470,264
7	2,025,709	10,847,295	1,549,614
8	1,731,528	12,578,823	1,572,353
9	2,431,264	15,010,087	1,667,787
10	2,193,375	17,203,462	1,720,346
11	2,707,422	19,910,884	1,810,080
12	2,625,021	22,535,905	1,877,992
13	2,441,049	24,976,954	1,921,304
14	2,548,730	27,525,684	1,966,120
15	2,509,031	30,034,715	2,002,314
16	2,931,846	32,966,561	2,060,410
17	2,557,801	35,524,362	2,089,668
18	2,470,646	37,995,008	2,110,834
19	2,574,469	40,569,477	2,135,236
20	2,706,049	43,275,526	2,163,776
21	2,734,571	46,010,097	2,190,957
22	2,753,463	48,763,560	2,216,525
23	3,355,366	52,118,926	2,266,040
24	2,416,672	54,535,598	2,272,317
25	2,232,365	56,767,963	2,270,719
26	2,715,772	59,483,735	2,287,836
27	2,828,075	62,311,810	2,307,845
28	2,848,688	65,160,498	2,327,161
29	2,900,190	68,060,688	2,346,920
30	3,137,023	71,197,711	2,373,257

**WATER PUMPING REPORT - TOTAL MONTHLY AVERAGE AND ANNUAL DAILY AVERAGE**

	<b>2014</b>	<b>2015</b>	<b>2016</b>	<b>2017</b>	<b>2018</b>	<b>2019</b>
JANUARY	921,401	982,581	951,866	1,008,129	1,017,718	985,506
FEBRUARY	972,783	899,325	990,441	944,202	990,572	995,785
MARCH	1,162,262	1,185,289	1,260,958	1,362,603	1,423,137	1,028,287
APRIL	1,628,607	1,951,903	1,675,183	1,531,140	1,763,265	1,682,223
MAY	2,554,895	1,407,158	2,126,396	1,664,063	2,715,473	2,239,430
JUNE	3,116,761	2,443,088	2,684,200	2,792,473	3,373,343	2,626,847
JULY	2,679,176	2,987,266	3,118,577	2,704,002	3,048,099	2,865,161
AUGUST	2,619,138	2,929,069	3,215,891	2,158,243	2,588,089	3,044,966
SEPTEMBER	2,494,287	2,678,312	2,761,297	2,370,071	2,459,879	2,814,694
OCTOBER	1,816,309	1,786,327	2,053,569	1,440,836	1,339,430	1,546,996
NOVEMBER	1,107,138	1,139,791	1,194,828	1,135,276	1,026,190	1,079,446
DECEMBER	898,572	919,619	999,685	1,045,058	982,878	1,042,740
Total of Monthly Average	21,971,329	21,309,728	23,032,891	20,156,096	22,728,073	21,952,081
Annual Monthly Average	1,830,944	1,775,811	1,919,408	1,679,675	1,894,006	1,829,340
	<b>2020</b>	<b>2021</b>	<b>2022</b>	<b>2023</b>	<b>2024</b>	<b>2025</b>
JANUARY	1,044,009	1,161,771	1,102,644	1,079,783	932,600	959,158
FEBRUARY	1,016,581	1,246,955	1,087,932	1,050,626	895,293	923,782
MARCH	1,308,317	1,207,604	1,115,113	1,068,667	1,022,006	1,161,087
APRIL	1,868,792	1,841,144	1,840,332	1,899,967	1,810,903	1,846,741
MAY	2,824,709	1,951,034	2,419,403	2,109,724	2,447,238	1,865,956
JUNE	3,329,929	2,685,689	2,837,504	2,374,146	2,759,970	2,373,257
JULY	2,816,800	3,227,453	2,696,154	2,432,048	2,593,624	
AUGUST	3,048,754	3,049,651	2,656,857	2,432,048	2,643,560	
SEPTEMBER	2,427,889	2,656,326	2,506,060	2,126,370	2,452,890	
OCTOBER	1,920,007	1,811,689	1,872,821	1,637,142	1,907,575	
NOVEMBER	1,185,766	1,246,012	1,115,090	970,307	925,572	
DECEMBER	1,090,004	1,077,914	1,094,785	858,878	891,162	
Total of Monthly Average	23,881,557	23,163,242	22,344,695	20,039,706	21,282,393	9,129,981
Annual Monthly Average	1,990,130	1,930,270	1,862,058	1,669,976	1,773,533	760,832

<b>ANNUAL MONTHLY AVERAGE from 1978-2013</b>	
<b>YEAR</b>	
1978	3,417,038
1979	2,359,628
1980	2,340,723
1981	2,204,668
1982	1,981,657
1983	2,202,084
1984	2,077,328
1985	2,041,761
1986	2,448,842
1987	2,392,992
1988	2,617,253
1989	2,452,398
1990	2,274,213
1991	2,600,497
1992	2,468,108
1993	2,706,996
1994	2,772,865
1995	2,599,979
1996	2,718,012
1997	2,778,802
1998	2,764,985
1999	2,686,897
2000	2,870,918
2001	2,613,727
2002	2,545,514
2003	2,294,070
2004	1,936,373
2005	2,050,567
2006	1,907,597
2007	1,819,832
2008	1,825,493
2009	1,742,560
2010	1,834,444
2011	2,014,490
2012	1,679,675
2013	1,897,788



*City of La Junta*  
*Electric Department*  
P.O. Box 489 ~ 601 Colorado Avenue  
La Junta, Colorado 81050

**June 2025**  
**Report**

In addition to daily reads, disconnects, and maintenance, the crew performed these additional tasks:

We have been experiencing a few minor interruptions with the Light Plant Substation. Currently, we have approximately 3,000 customers served by this substation, and about 558 transformers connected to it. Various factors, including birds, snakes, squirrels, hairline cracks on the insulators, tree branches, weather-related issues, and electrical tracking, have caused some of the outages.

We had a great turnout for the pole-top and bucket truck rescue training, which included ARPA members and employees from the City of La Junta Parks Department.

Tree trimming and pole enforcing continue to occur.

There was a blown fuse at Winter Livestock.

Anchors were replaced at 14<sup>th</sup> Street and Santa Fe Avenue and 26<sup>th</sup> Street and Santa Fe Avenue.

A new service was added at 1308 Adams Avenue.

We pulled out a faulty underground wire at West 12<sup>th</sup> Street and replaced it with a new one.

A new pole and light were added at the Brick & Tile Park for the parking lot.

### **SOLAR Accounts**

There are currently 40 residential and 2 commercial solar customers.

### **System Update**

#### **SF6 Breaker Replacement**

- The engineers from Eaton conducted a walk-through at the LP Substation. They took pictures, reviewed some maps, and will be drafting plans for the upcoming project.



**POWER PURCHASED FROM ARPA & ELECTRIC COST ADJUSTMENT**  
**2025**

TOTAL SYSTEM KWH

MONTH	2022	2023	2024	2025
JAN.	6,703,138	6,935,357	7,225,221	7,296,224
FEB.	6,097,119	6,225,931	6,110,860	6,495,857
MAR.	6,251,302	6,438,367	6,264,049	6,406,823
APR.	5,615,592	5,778,686	6,093,472	6,434,125
MAY	6,330,071	6,374,124	6,519,663	6,626,696
JUN.	7,547,337	6,543,361	8,461,587	7,384,810
JUL.	8,748,814	8,468,800	9,037,095	
AUG.	8,580,511	8,807,034	9,144,176	
SEP.	7,148,695	7,047,960	7,153,471	
OCT.	6,054,662	6,460,893	6,405,123	
NOV.	6,162,176	6,174,024	6,235,843	
DEC.	6,664,825	6,550,780	6,396,933	
TOTAL	81,904,242	81,805,317	85,047,493	40,644,535

ARPA SYSTEM DEMAND IN KW

MONTH	2022	2023	2024	2025
JAN.	13,369	14,566	15,410	14,654
FEB.	14,377	14,024	12,839	15,106
MAR.	13,028	12,739	12,676	12,939
APR.	12,235	12,575	13,419	13,287
MAY	16,191	14,150	15,775	15,432
JUN.	18,005	17,275	20,311	19,623
JUL.	19,454	20,020	20,878	
AUG.	19,656	19,789	20,538	
SEP.	18,094	18,598	18,194	
OCT.	12,537	14,743	14,540	
NOV.	12,625	13,167	13,419	
DEC.	13,495	13,595	13,633	
TOTAL	183,066	185,241	191,632	91,041

ELECTRIC COST ADJUSTMENT PER KWH

MONTH	2022	2023	2024	2025
JAN.	0.0443296	0.0448092	0.0449428	0.03541
FEB.	0.0463651	0.0457843	0.0448742	0.0382477
MAR.	0.044582	0.0439096	0.0441258	0.0357143
APR.	0.0453687	0.0452284	0.0452925	0.0360166
MAY	0.0472119	0.0452418	0.0463112	0.0376929
JUN.	0.0463289	0.04781	0.0457255	
JUL.	0.0447391	0.0457028	0.0453713	
AUG.	0.0455374	0.0449125	0.0449007	
SEP.	0.0471618	0.0476422	0.0471484	
OCT.	0.0448514	0.0462336	0.0459023	
NOV.	0.0440813	0.0445895	0.0445059	
DEC.	0.0439199	0.043537	0.0448015	
AVERAGE	0.045373092	0.045450075	0.045325175	0.0366163

# La Junta Municipal Light Plant

## Monthly Report

**JUNE 2025**

### DATA FROM ION METER MONTHLY SCREEN

ION SWD Peak Demand: **19623** Date: **06/16/25** Time: **16:03**

ION SWD Min Demand: **5304** Date: **06/07/25** Time: **04:03**

ION KWH NET: **6423315**

### DATA FROM PLANT CONSUMPTION METER SCREEN AND PREVIOUS MONTH REPORT

	CURRENT	PREVIOUS	TOTAL
METER 1 KWH READING:	<b>362903</b>	<b>359028</b>	<b>3875</b>
METER 2 KWH READING:	<b>0</b>	<b>0</b>	<b>0</b>
METER 3 KWH READING:	<b>414780</b>	<b>410825</b>	<b>3955</b>
		PLANT USAGE TOTAL:	<b>7830</b>

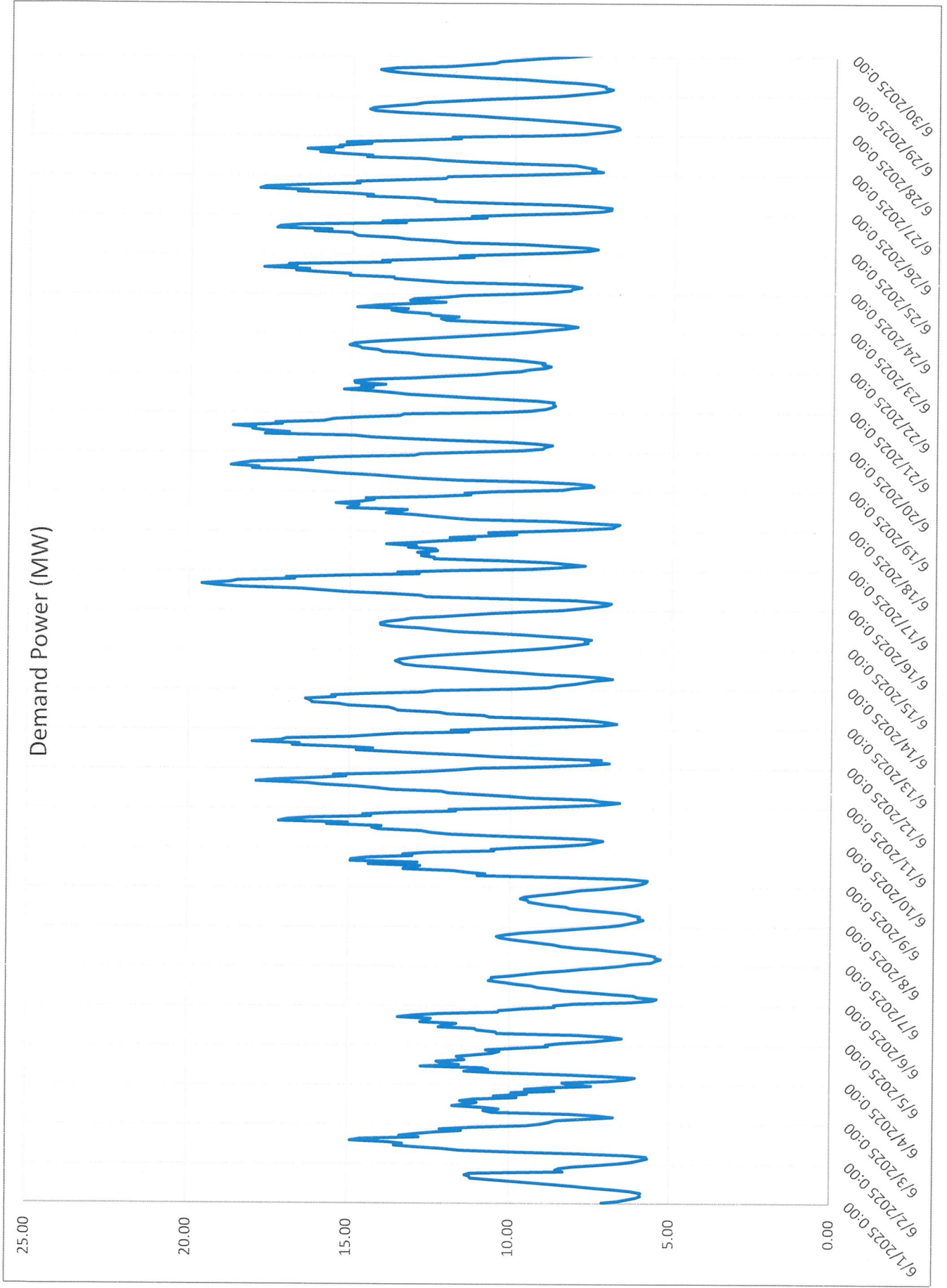
**La Junta Municipal Utilities**  
**06/30/2025**

---

**TO: ARKANSAS RIVER POWER AUTHORITY**

Generation Fee \$0.0044 per kwh generated:	0	\$0.00
Fuel fee \$2.23 per gallon diesel:	<u>0</u>	<u>\$0.00</u>
	Total:	\$0.00

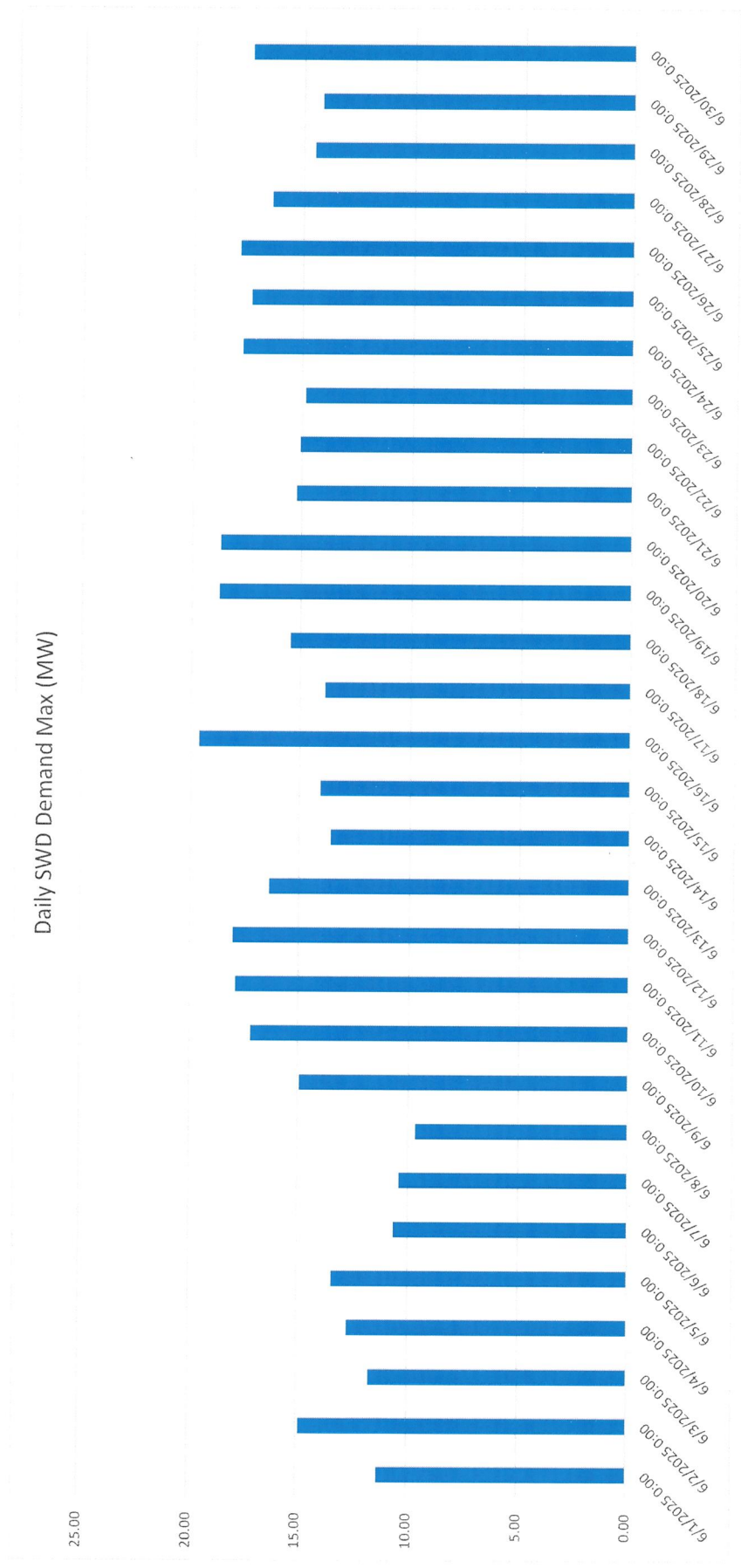
<b>Estimated kW Demand</b>	19,623	<b>Estimated kWh</b>	7,384,810
----------------------------	--------	----------------------	-----------



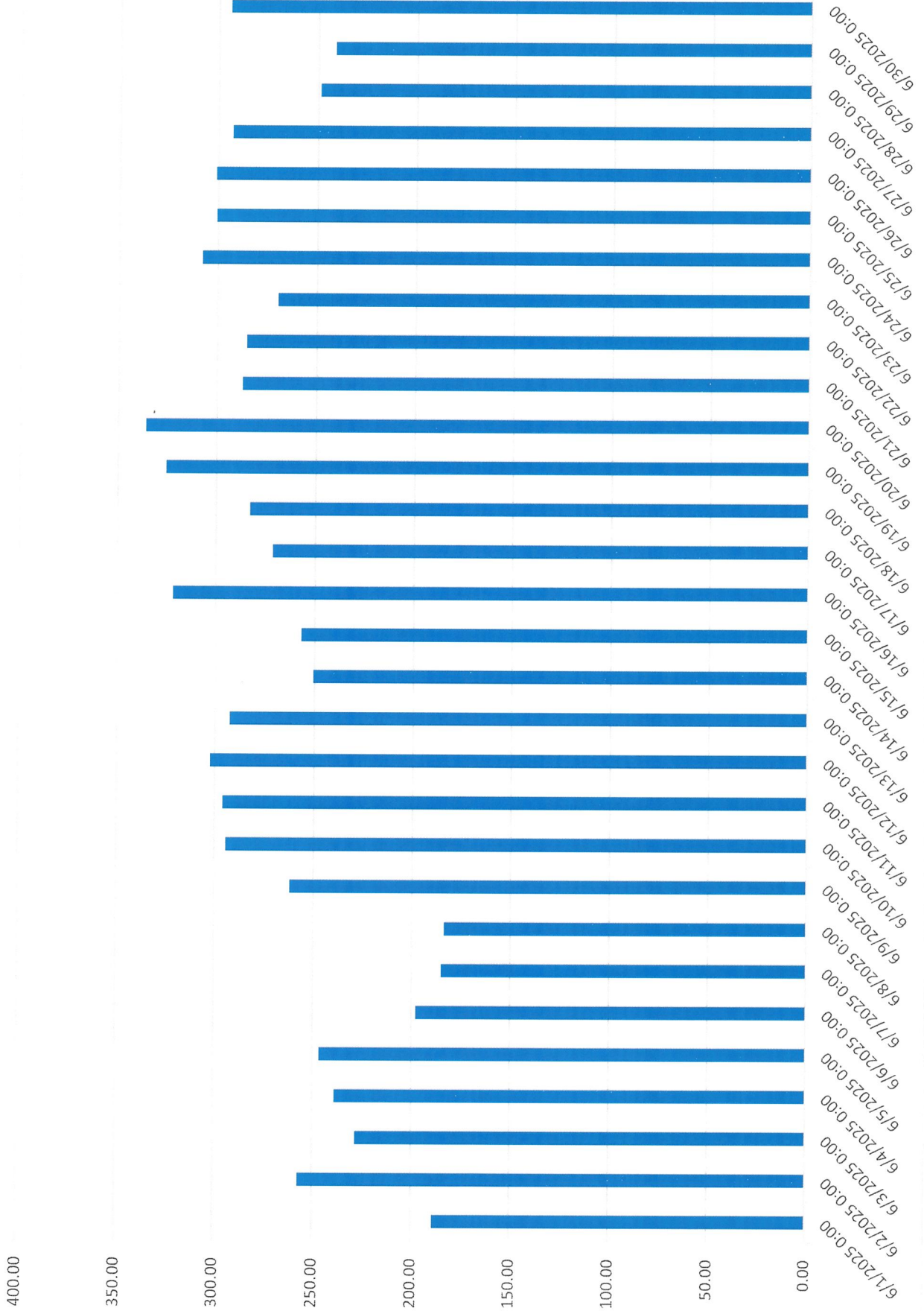
# La Junta Monthly Energy and Demand Report

## June, 2025

Demand Statistics			
Item Name	Max	Time of Max	Time of Min
ION MW Demand	19.62	6/16/2025 16:30	6/7/2025 4:30
		5.30	



Daily Energy Consumption (MWh)



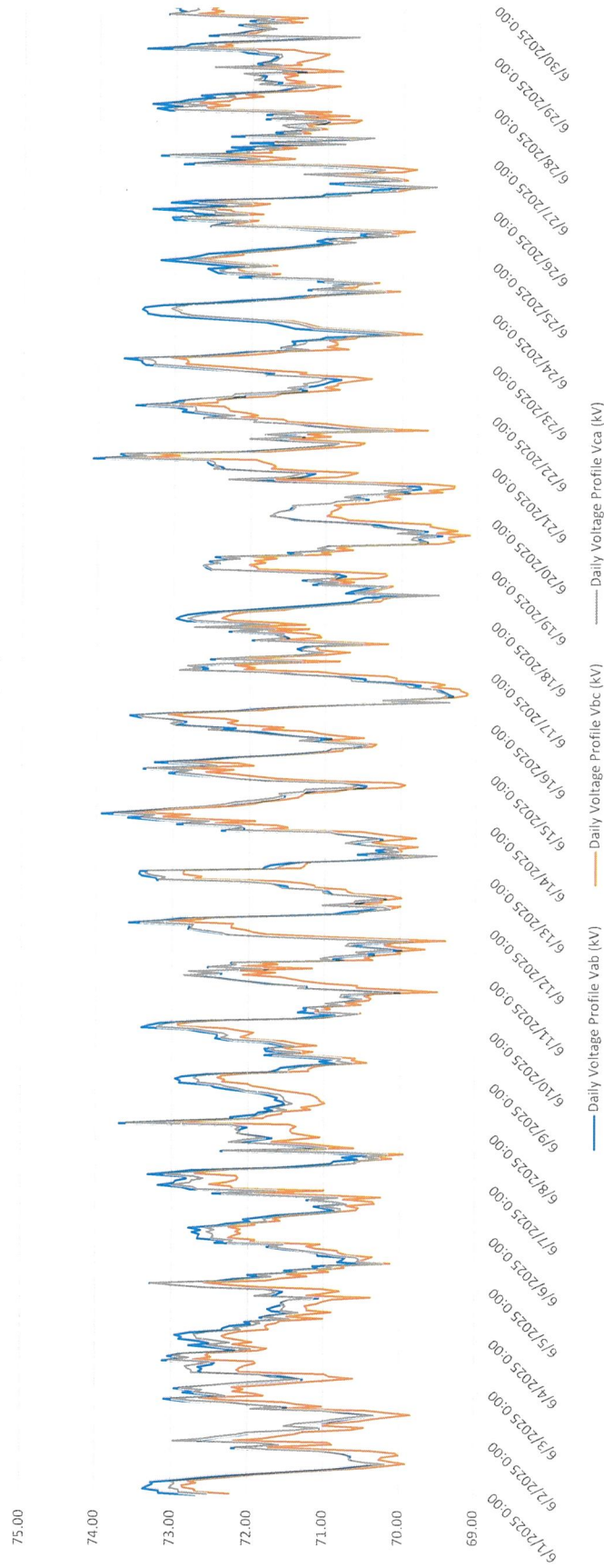
# La Junta Monthly Energy and Demand Report

## June, 2025

**Daily Voltage Profile Statistics**

Item Name	Max	Time of Max	Min	Time of Min
ION VAB	74.06	6/21/2025 5:30	69.31	6/16/2025 14:30
ION VBC	73.55	6/14/2025 7:30	69.10	6/19/2025 17:30
ION VCA	73.90	6/21/2025 5:30	69.36	6/16/2025 11:30

Daily Voltage Profile (kV)





Below is the June 2025 supplemental information regarding the sanitation department.

## CUSTOMER INFORMATION

CUSTOMERS	2025	2024	+/-	PERCENT CHANGE
RESIDENTIAL	2,778	2,798	(20)	-0.72%
COMMERCIAL	437	437	0	0.00%
INDUSTRIAL	10	10	0	0.00%
MUNICIPAL	31	29	2	6.45%
	<b>3,256</b>	<b>3,274</b>		

## LANDFILL

TONS	2025	2025	2024	2024	+/-	% CHANGE
	June	YTD	June	YTD		
OTERO COUNTY LANDFILL	547.41	3,304.60	540.22	3,092.96	7.19	1.31%
SOUTHEAST RECYCLING	10.79	200.17	20.48	115.50	(9.69)	-89.81%
CLEAN VALLEY - CURBSIDE	2.99	20.08	3.25	21.05	(0.26)	-8.70%
CLEAN VALLEY - TRAILER	2.00	8.46	1.90	15.75	0.10	4.98%
	<b>563.19</b>	<b>3533.31</b>	<b>565.85</b>	<b>3245.26</b>		

### TONNAGE

OPEN TOP	20.94
COMPACTOR	5.8
RESIDENTIAL	259.51
COMMERICAL	138.42
ROLL OFFS	<u>119.85</u>
	544.52

## OTHER INCOME

ITEM	2025	2024	2025	2024	+/-	PERCENT CHANGE
	June	June	YTD	YTD		
SPECIAL PICK-UP	4	5	21	19	2	9.52%
40-YD BOXES	25	27	203	149	54	26.60%
20-YD BOXES	11	23	88	156	-68	-77.27%
OVERAGES	8	6	70	79	-9	-12.86%
COMPACTOR	5	4	26	28	-2.00	-7.69%
TRX STATION (OPEN BOX)	20.94	36.86	183.46	200.05	-16.59	-9.04%
TRX STATION (COMPACTOR)	5.80	12.87	56.80	71.82	-15	-26.44%
TOTE REPLACEMENT	3	9	38	54	-16	-42.11%