



AGENDA

REGULAR MEETING BOARD OF UTILITIES COMMISSIONERS

La Junta, Colorado
October 14, 2025
4:00 p.m.
Council Chambers
Municipal Building
601 Colorado Avenue

CALL TO ORDER

ROLL CALL (City Clerk)
Board Members P/A

Supervisors

Others

Ayala
Berg
Bourget
Manweiler
Velasquez

MINUTES OF PREVIOUS MEETING (Chairman)
Regular Meeting September 9, 2025

CITIZEN PARTICIPATION FOR NON-AGENDA ITEMS ONLY **(5-minute time limit per person)**

REPORTS

- A. ARPA Board (Gary Cranson – Term Expires 12/31/2025)
- B. Water & Wastewater Treatment (Tom Seaba)
- C. Electric Department (Chris Arguello)
- D. Sanitation (Martin Montoya)

NEW BUSINESS

- A. Appointment to the ARPA Board – new term expires 12/31/2029 (Discussion)
- B. A Resolution Changing the Pricing of Electric Charge for the City of La Junta; Providing for an Effective Date of the New Rates; Providing for the Repeal of Conflicting Resolutions (City Attorney) (Action)
- C. A Resolution Changing the Pricing of Sanitation Services for the City of La Junta; Providing for an Effective Date of the New Rates; Providing for the Repeal of Conflicting Resolutions (City Attorney) (Action)
- D. A Resolution Recommending to City Council the Adoption of the 2026 Proposed Budget for the Electric Fund, Water Fund, Wastewater Fund and Sanitation Fund (City Attorney) (Action)
- E. City Manager Comments
- F. Governing Body Comments

ADJOURN

SUBJECT TO APPROVAL AT THE OCTOBER 14, 2025 UTILITIES BOARD MEETING

BOARD OF UTILITIES COMMISSIONERS - September 9, 2025

CITY OF LA JUNTA)
COUNTY OF OTERO) SS
STATE OF COLORADO)

A Regular Meeting of the Board of Utilities Commissioners of the City of La Junta, Colorado, was called to order by Chairman Patrick Berg on Tuesday, September 9, 2025, at 4:00 p.m. in the Council Chambers of the Municipal Building.

Roll was called and the following Board Members were present:

Present: Joe Ayala, Mayor
 Patrick Berg, Chairman
 Mike Bourget, Commissioner - via telephone
 Keith Manweiler, Commissioner
 Paul Velasquez, Council Member/Vice-Chair

Absent: none

Also present: Michael Hart, City Manager
 Erin Harris, City Attorney
 Melanie Scofield, City Clerk
 Tom Seaba, Director of Water/WW
 Chris Arguello, Electric Superintendent
 Martin Montoya, Director of Engineering
 Aliza Libby, Director of Finance
 Paula Mahoney, Admin. Asst.
 Bette McFarren, RF Gazette

MINUTES OF PREVIOUS MEETING

Chairman Berg asked if there were any corrections or additions to the minutes of the Regular Meeting of August 12, 2025. Hearing none, the Chairman declared the minutes approved as published.

CITIZEN PARTICIPATION

1. Aliza Libby, Director of Finance: Presented the budget for 2025. The budget work session will be held on Monday, September 22nd at 5:30 p.m. in the Council Chambers.

REPORTS

A. ARPA Board (Gary Cranson submitted the following report):

1. Summary of July 2025 Financial and Operating Statements:

- In July, revenue from power sales was \$123,136 (4.4%) better than budget.
- Cost of goods sold was \$4,683 (0.3%) under budget.
- Net operating revenue for July was \$1,050,469.

2. Year to Date Income Statement:

- Revenue from power sales was better than budget by \$252,929 (1.7%).
- Total revenues were better than budget \$376,964.

- Total cost of goods sold was under budget by \$42,498 (0.5%).
- Total A & G expenses are under budget by \$112,929 (3.0%).
- YTD Net Revenue is \$2,583,279 (25.9%) better than budget.
- Average of 117 days cash on hand.
- Debt service coverage year to date is 1.38X.

3. **July Operating Report:**

- Member Energy sales were 3.13% better than budget in July and 3.19% more than they were in July 2024.
- Member energy sales YTD are 1.6% better than budget and 0.65% less than YTD 2024 sales.
- Member demands of 71 mW were 4% higher than July 2024.
- All in cost to members YTD is \$0.09241 per kWh which is 7.5% lower than 2024 and 9.5% lower than 2020.
- The avoided cost rate for August is \$39.51 per mWh.
- The 2025 YTD blended rate for power is \$43.08 per mWh compared to \$51.77 per mWh in 2024, **about 16% cheaper**.

4. Next Regular Meeting: October 30, 2025 at 10:00 a.m. at Otero College in La Junta.

B. Water & Wastewater Treatment (Tom Seaba):

1. R.O. Plant

- Routine maintenance: Cleaned chemical injectors, flushed chlorine lines and PSI transducers, greased well fan motors, plant safety checks, fixed leak on caustic line.
- Installed new stroke controller on caustic pump #4.
- Installed new gas relay on west booster generator, replaced coolant level transmitter and coolant heater on south booster generator.
- Replaced RO #A's mechanical seal and carbon bearing.
- Changed all cartridge filters.
- Additional facilities and grounds maintenance; meter reading.

2. Distribution

- Changed all services off of the old line on 14th Street from Raton to Park Avenues. Working on hydrant replacement and capping the old line.
- Planning additional hydrant replacements.
- Meter Reading and utility billing office generated work orders, equipment maintenance.

3. Wastewater

- Treated 26.895 million gallons. Removed 40ft³ of screenings and 25ft³ of grit.
- RO concentrate discharge to the plant was 24.621 million gallons.
- Jetted 8,962 feet of line for 6 emergency calls and 32 manhole locate requests.
- Coupling cracked on the north Orbal basin. Replaced bearing, will research replacement coupling, bushing and mount.
- East digester cleaned and air diffusers maintained after sludge hauling.
- Continuing annual collection system jetting.
- Additional facilities and grounds maintenance.

4. Other Notables:

- Two employees passed their water treatment level D certification exams.
- Screw press assembly is complete and ready for delivery.
- Contract for new press building is signed. Delivery is up to eight weeks out. Foundation work will begin in the next few weeks. The electric service is already in place.
- Reminder for customers to stay out of meter pits to manipulate valves. If anything is damaged, the customer is responsible for the cost of repairs. Homeowners should have a

master water valve installed inside their home. Please call the utility office at 384-2546 during regular business hours for assistance, or 384-2611.

5. Additional:

- Will be replacing the fire hydrant at 8th and Colorado Avenue which will cause temporary service disruption for everyone from 6th and Colorado up to 8th Street.
- Went through every hydrant this last summer, the problematic hydrant was touched just two months ago and worked okay. When you're doing maintenance, you're slow and deliberate and everything is going to typically function as it's supposed to even if it might have some mechanical issues. This particular style requires some springs that are underneath the plate which keeps it from being compressed too much but it also engages the plug that's at the bottom into the dry fingers on top which is what lights the entire thing. When you come up and the springs turn out to basically have lost all of the spring and you're in a rush and the whole plate missed the fingers. Once that comes off, you're not going to get it back on there. It'll close it because it will compress down on top but they will not find it again. So it opened only allowing minimal flow.
- At the conduit meeting, the biggest topic might be funding and how far they believe they may be able to get with the funding they currently have and how they're trying to get around the loss of funding that any water or wastewater entity has lost over the last six to nine months to be able to keep the project rolling. Governance might be another topic.

C. Electric Department (Chris Arguello):

1. Line Crew

- Daily reads, disconnects and maintenance.
- Overloaded jumpers on a transformer bank at the Knights of Columbus were replaced.
- Troubleshooting was performed on the tornado sirens.
- A rotten pole was replaced at 4th Street and Colorado Avenue.
- The crew removed a large tree branch from a service at 1210 Park Avenue.
- Assisted the Street Department in removing a widow maker at 14th Street and Colorado Avenue.
- A new primary pole was added at Himebaugh Road in North La Junta.
- Built a new service with a 75kVA/480V transformers for the Wastewater Plant.
- The banner for the Tarantula Fest was hung.
- Tree trimming is in progress on the west side of town.
- During the fire, we lost three structures and one transformer. We had minor burns on the primary line and severe burns on the secondary line.

2. SOLAR Accounts

- There are no changes to the solar counts, with two pending.

3. System Update

- SF6 Breaker Replacement - Eaton has sent over the new designs for the breakers that will now fit on the existing slabs.

D. Sanitation (Martin Montoya):

1. The month of October is our City-Wide cleanup starting on October 1st. It will be open every day except for Sunday from 9:00 a.m. to 4:00 p.m.
2. Moved the building down below. We'll get a stop sign put up so everybody has to stop and we'll be keeping track of everything.
3. Clean Valley met with the State, they're interested in what's going on. They're looking at funding some of the stuff that Clean Valley is wanting to do. We're waiting for the first meeting with SECRA to make sure they're still on board.

NEW BUSINESS

A. City Manager Comments.

1. Appreciate all the different utilities that showed up during the fire. It was a really good team effort by all the various departments.

B. Governing Body's Comments.

1. There were no governing body comments.

There being no further business, the meeting adjourned at 4:25 p.m.

ATTEST:

CITY OF LA JUNTA

Melanie R. Scofield, City Clerk

Patrick Berg, Chairman

ARPA Board Report. Gary Cranson submitted the following report:

1) **Summary of August 2025 Financial Statement:**

In August, revenue from power sales was \$ 65,302 (2.4%) better than budget.

Cost of goods sold was \$ 67,869 (4.2%) under budget.

Net operating revenue for August was \$ 977,280

Year to Date Income Statement:

Revenue from power sales was better than budget by \$ 318,230 (1.8%)

Total revenues were better than budget \$ 458,512

Total cost of goods sold was under budget by \$ 110,367 (1.0%)

Total A & G expenses are under budget by \$ 136,985 (3.2%)

YTD Net Revenue is \$ 3,388,549, 26.3% better than budget

Average of 120 days cash on hand.

Debt service coverage year to date is 1.46X

2) **August Operating Report:**

Member Energy sales were 0.86% better than budget in August and 2.58% less than they were in August 2024.

Member energy sales YTD are 1.5% better than budget and 0.95% less than YTD 2024 sales.

Member demands of 69 mW were 2% higher than August 2024.

All in cost to members YTD is \$0.09261 per kWh which is 7.4% lower than 2024 and 9.4% lower than 2020.

The avoided cost rate for September will be \$ 39.51 per mWh.

The 2025 YTD blended rate for power is \$40.23 per mWh compared to \$52.01 per mWh in 2024, **about 23% cheaper.**

3) **Next Regular Meeting:** October 30, 2025 at 10:00 AM at Otero College in La Junta.

Utility Board Meeting

10/14/2025

Departmental Goings-On

R.O. Plant

- Routine maintenance: PM on degassifiers, cleaned RO concentrate conductivity probes.
- Replaced mechanical seal on RO A.
- Replaced membranes on RO B, vessel #40.
- Replaced packing gland in Reserved Booster pump #2.
- Diagnosed problems for SCADA contractor on caustic pump #4 stroke controller; them made programming adjustments.
- Replaced bellows pump on Clor-Tec, pH probe on cleaning tank, and chlorine tubing.
- Additional facilities and grounds maintenance; meter reading.

Distribution

- Replaced fire hydrants at 8th & Colorado and the Brewery. Repaired hydrant at 8th and Cimarron.
- Repaired water main leak at the Brewery.
- Installed 2" tap at Brick & Tile Park for irrigation.
- Service repair in 800 blk. of San Juan.
- Meter Reading and utility billing office generated work orders, equipment maintenance.

Wastewater

- Treated 23.553 million gallons. Removed 43ft³ of screenings and 32ft³ of grit.
- RO concentrate discharge to plant was 20.798 million gallons.
- Jetted 5725' of line for 12 emergency calls and 36 manhole locate requests.
- #2 RAS pump cleaned, drained, and oil changed. Pump #1 put in service.
- UV channel scraped and cleaned, lamps cleaned.
- Additional facilities and grounds maintenance.

Other Notables:

- Received 2nd compensation payment from the PFAS lawsuit. This is from 3M. Expecting the single payment from DuPont later this year. BASF and TYCO payments were slated for this year; however, claims are still pending court verification.
- Continued work on engineering for potential SRF loan.
- Continued work on engineering for EC level 2 grant.
- Adjusted grant scope for the EPA Infrastructure Resilience and Sustainability Program grant.
- Continued work on DSV review. Application submitted for November WQCC meeting.

**CITY OF LA JUNTA
TREATED WATER PUMPING REPORT**

2025 SEPTEMBER	DAILY TOTALS	RUNNING TOTAL	RUNNING AVERAGE
1	2,099,795	2,099,795	2,534,430
2	2,532,394	4,632,189	2,366,554
3	2,444,712	7,076,901	2,415,344
4	2,642,609	9,719,510	2,522,768
5	2,589,113	12,308,623	2,621,407
6	2,192,734	14,501,357	2,706,849
7	2,079,002	16,580,359	2,762,772
8	2,502,890	19,083,249	2,830,116
9	2,674,706	21,757,955	2,839,749
10	2,158,612	23,916,567	2,812,418
11	2,463,801	2,638,368	2,850,830
12	2,441,799	28,822,167	2,825,005
13	2,172,888	30,995,055	2,833,161
14	2,419,651	33,414,706	2,841,830
15	2,334,084	35,748,790	2,854,609
16	2,772,618	38,521,408	2,852,483
17	2,625,363	41,146,771	2,841,718
18	2,122,183	43,268,954	2,835,908
19	2,071,992	45,340,946	2,855,371
20	2,074,261	47,415,207	2,836,317
21	1,901,132	49,316,339	2,824,446
22	2,158,383	51,474,722	2,339,760
23	2,123,653	53,598,375	2,330,364
24	2,241,840	55,840,215	2,326,676
25	1,969,711	57,809,926	2,312,397
26	2,339,750	60,149,676	2,313,449
27	2,200,716	62,350,392	2,309,274
28	2,178,853	64,529,245	2,304,616
29	1,949,068	66,478,313	2,292,356
30	2,337,131	68,815,444	2,293,848

WATER PUMPING REPORT - TOTAL MONTHLY AVERAGE AND ANNUAL DAILY AVERAGE

	2014	2015	2016	2017	2018	2019
JANUARY	921,401	982,581	951,866	1,008,129	1,017,718	985,506
FEBRUARY	972,783	899,325	990,441	944,202	990,572	995,785
MARCH	1,162,262	1,185,289	1,260,958	1,362,603	1,423,137	1,028,287
APRIL	1,628,607	1,951,903	1,675,183	1,531,140	1,763,265	1,682,223
MAY	2,554,895	1,407,158	2,126,396	1,664,063	2,715,473	2,239,430
JUNE	3,116,761	2,443,088	2,684,200	2,792,473	3,373,343	2,626,847
JULY	2,679,176	2,987,266	3,118,577	2,704,002	3,048,099	2,865,161
AUGUST	2,619,138	2,929,069	3,215,891	2,158,243	2,588,089	3,044,966
SEPTEMBER	2,494,287	2,678,312	2,761,297	2,370,071	2,459,879	2,814,694
OCTOBER	1,816,309	1,786,327	2,053,569	1,440,836	1,339,430	1,546,996
NOVEMBER	1,107,138	1,139,791	1,194,828	1,135,276	1,026,190	1,079,446
DECEMBER	898,572	919,619	999,685	1,045,058	982,878	1,042,740
Total of Monthly Average	21,971,329	21,309,728	23,032,891	20,156,096	22,728,073	21,952,081
Annual Monthly Average	1,830,944	1,775,811	1,919,408	1,679,675	1,894,006	1,829,340
	2020	2021	2022	2023	2024	2025
JANUARY	1,044,009	1,161,771	1,102,644	1,079,783	932,600	959,158
FEBRUARY	1,016,581	1,246,955	1,087,932	1,050,626	895,293	923,782
MARCH	1,308,317	1,207,604	1,115,113	1,068,667	1,022,006	1,161,087
APRIL	1,868,792	1,841,144	1,840,332	1,899,967	1,810,903	1,846,741
MAY	2,824,709	1,951,034	2,419,403	2,109,724	2,447,238	1,865,956
JUNE	3,329,929	2,685,689	2,837,504	2,374,146	2,759,970	2,373,257
JULY	2,816,800	3,227,453	2,696,154	2,432,048	2,593,624	2,805,768
AUGUST	3,048,754	3,049,651	2,656,857	2,432,048	2,643,560	2,576,336
SEPTEMBER	2,427,889	2,656,326	2,506,060	2,126,370	2,452,890	2,293,848
OCTOBER	1,920,007	1,811,689	1,872,821	1,637,142	1,907,575	
NOVEMBER	1,185,766	1,246,012	1,115,090	970,307	925,572	
DECEMBER	1,090,004	1,077,914	1,094,785	858,878	891,162	
Total of Monthly Average	23,881,557	23,163,242	22,344,695	20,039,706	21,282,393	16,805,933
Annual Monthly Average	1,990,130	1,930,270	1,862,058	1,669,976	1,773,533	1,400,494

ANNUAL MONTHLY AVERAGE from 1978-2013	
YEAR	
1978	3,417,038
1979	2,359,628
1980	2,340,723
1981	2,204,668
1982	1,981,657
1983	2,202,084
1984	2,077,328
1985	2,041,761
1986	2,448,842
1987	2,392,992
1988	2,617,253
1989	2,452,398
1990	2,274,213
1991	2,600,497
1992	2,468,108
1993	2,706,996
1994	2,772,865
1995	2,599,979
1996	2,718,012
1997	2,778,802
1998	2,764,985
1999	2,686,897
2000	2,870,918
2001	2,613,727
2002	2,545,514
2003	2,294,070
2004	1,936,373
2005	2,050,567
2006	1,907,597
2007	1,819,832
2008	1,825,493
2009	1,742,560
2010	1,834,444
2011	2,014,490
2012	1,679,675
2013	1,897,788



City of La Junta
Electric Department
P.O. Box 489 - 601 Colorado Avenue
La Junta, Colorado 81050

September 2025 Report

In addition to daily reads, disconnects, and maintenance, the crew performed these additional tasks...

- We added a 25 kVA transformer for Black Hills Gas.
- We had a transformer go bad at the Golf Course.
- The crew phased in a 37.5 kVA transformer on 7th and Colorado Avenue.
- Decoy owls have been installed at our substations, where we have been experiencing issues with birds.
- The crew removed a damaged pole in City Park.
- We changed out a blown arrestor and a cut-out at the air base.
- We removed the lights at the old tennis courts in the City Park and replaced some bad bulbs at Veterans Field.
- We had some Substation training on relay switches.

Solar Accounts

There are currently 39 residential and one pending, and 2 commercial customers.

System Update

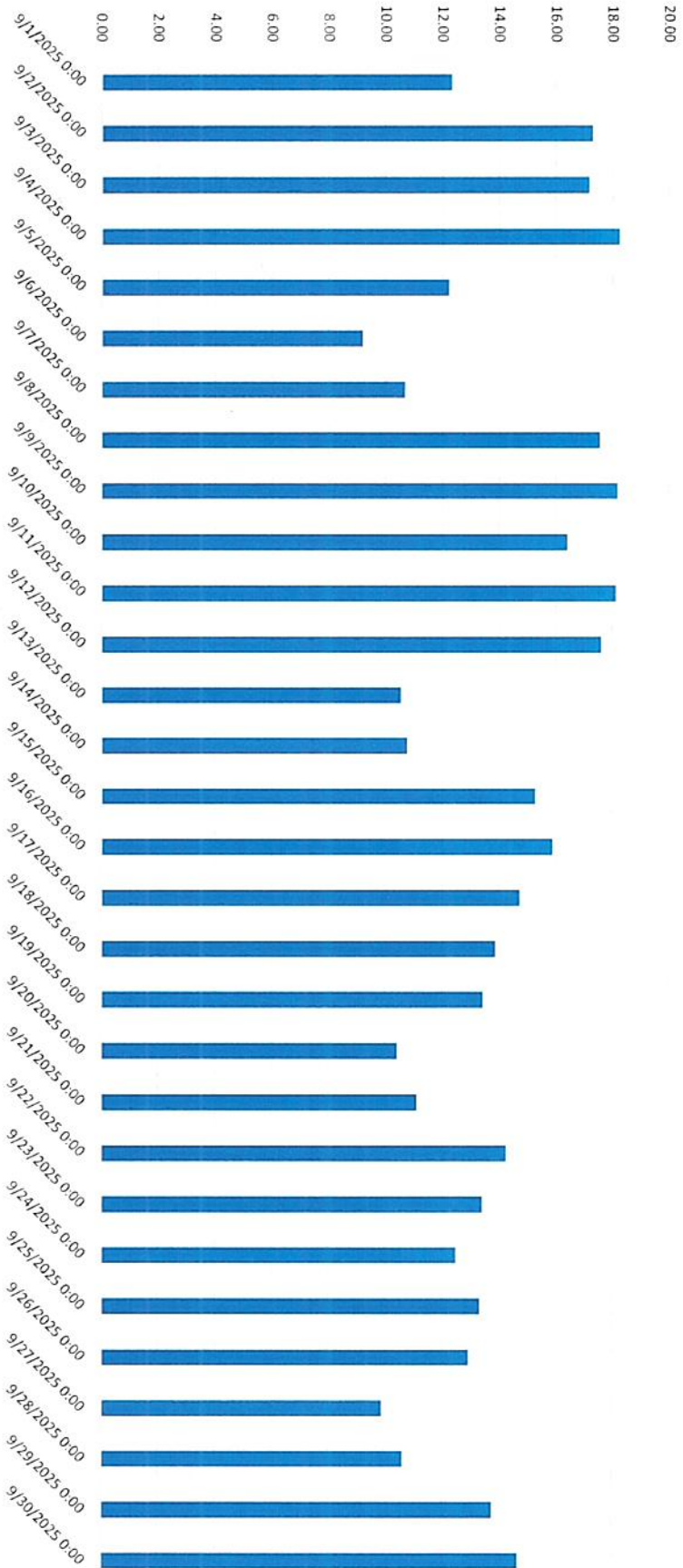
SF6 Breaker Replacement Project: We are looking to schedule another walk-through. There has been no set date at this time.

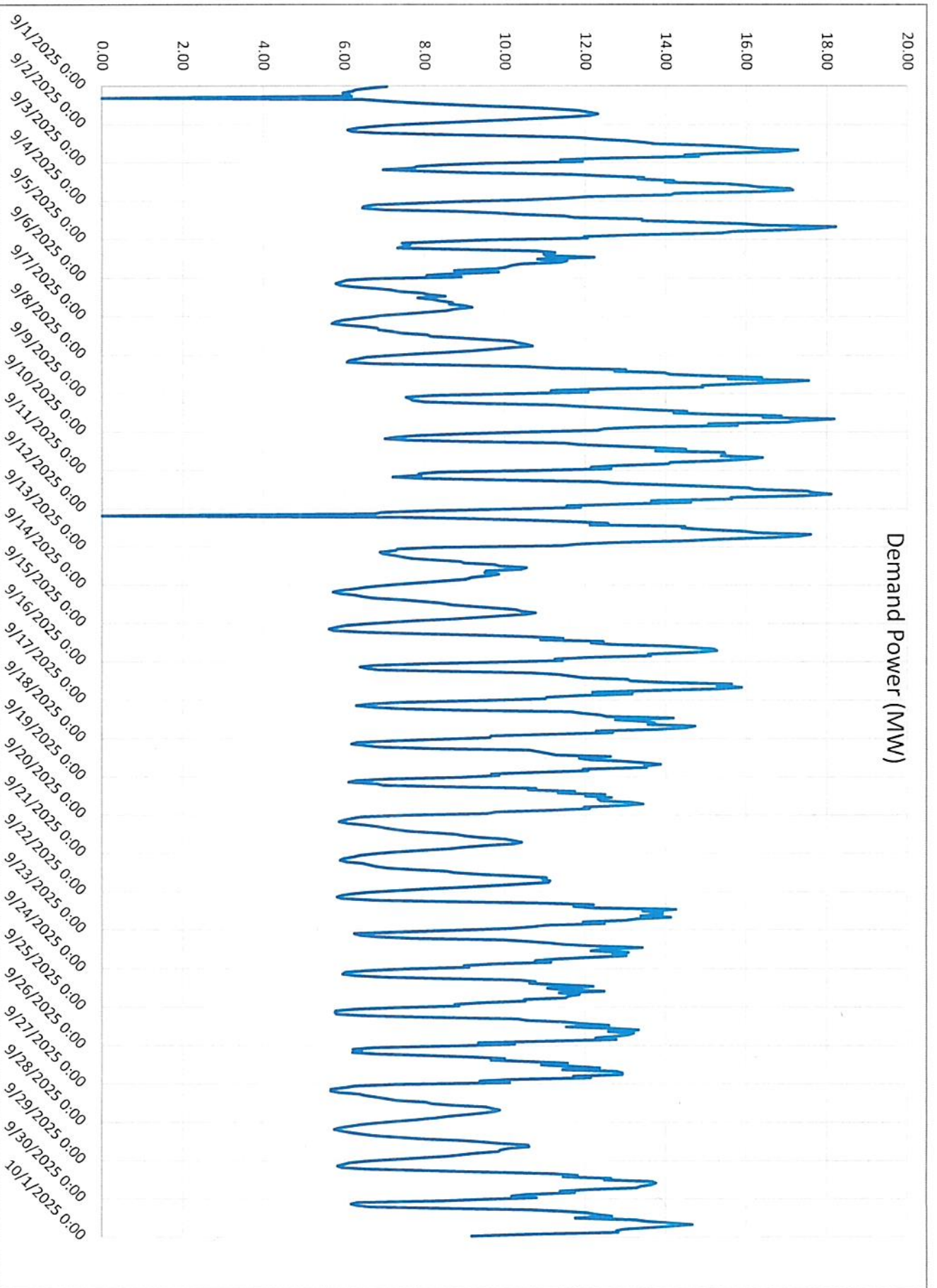
La Junta Monthly Energy and Demand Report

September, 2025

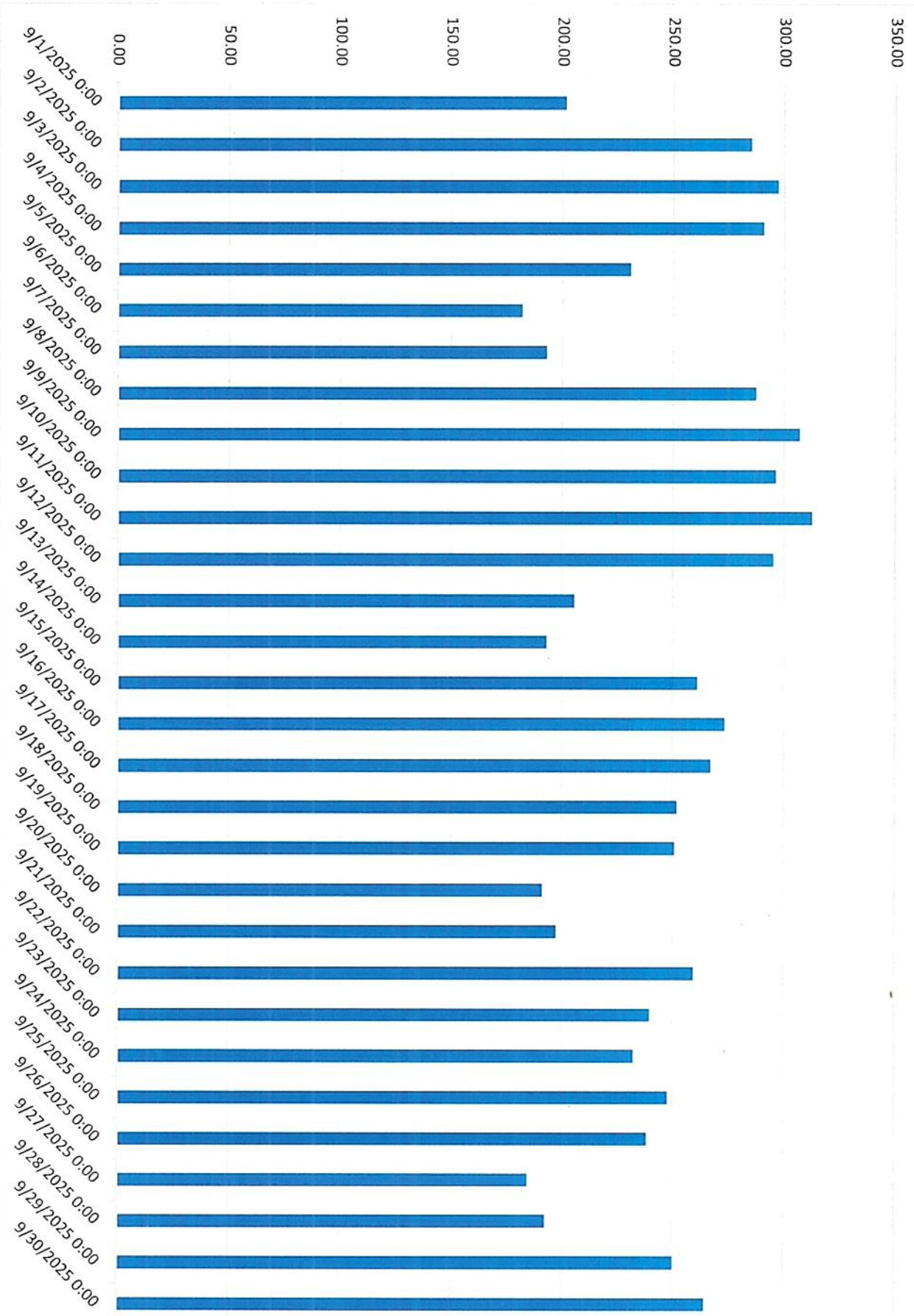
Demand Statistics				
Item Name	Max	Time of Max	Min	Time of Min
ION MW Demand	18.22	9/4/2025 16:30	0.00	9/1/2025 7:30

Daily SWD Demand Max (MW)





Daily Energy Consumption (MWh)

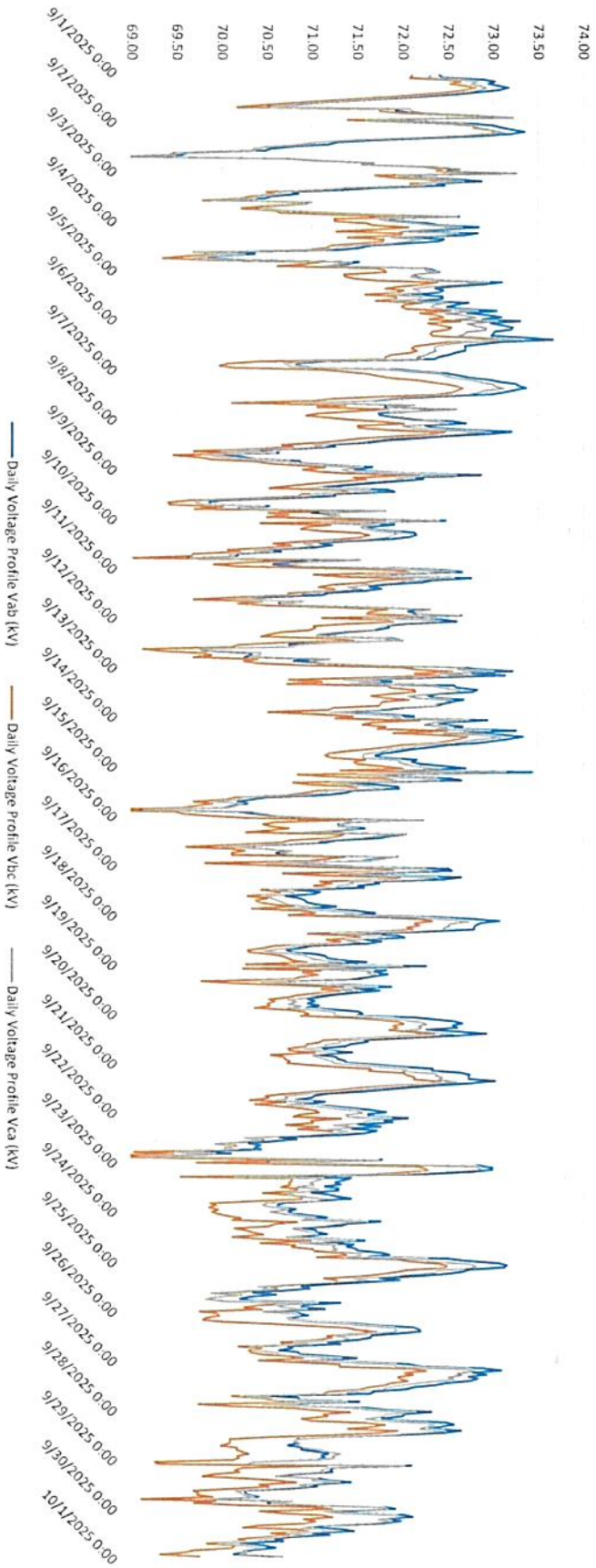


La Junta Monthly Energy and Demand Report September, 2025

Daily Voltage Profile Statistics

Item Name	Max	Time of Max	Min	Time of Min
ION VAB	73.66	9/6/2025 8:30	68.94	9/2/2025 15:30
ION VBC	73.16	9/6/2025 8:30	68.46	9/15/2025 19:30
ION VCA	73.32	9/6/2025 8:30	68.84	9/2/2025 15:30

Daily Voltage Profile (kV)



POWER PURCHASED FROM ARPA & ELECTRIC COST ADJUSTMENT
2025

TOTAL SYSTEM KWH

MONTH	2022	2023	2024	2025
JAN.	6,703,138	6,935,357	7,225,221	7,296,224
FEB.	6,097,119	6,225,931	6,110,860	6,495,857
MAR.	6,251,302	6,438,367	6,264,049	6,406,823
APR.	5,615,592	5,778,686	6,093,472	6,434,125
MAY	6,330,071	6,374,124	6,519,663	6,626,696
JUN.	7,547,337	6,543,361	8,461,587	8,057,762
JUL.	8,748,814	8,468,800	9,037,095	9,468,978
AUG.	8,580,511	8,807,034	9,144,176	9,146,665
SEP.	7,148,695	7,047,960	7,153,471	
OCT.	6,054,662	6,460,893	6,405,123	
NOV.	6,162,176	6,174,024	6,235,843	
DEC.	6,664,825	6,550,780	6,396,933	
TOTAL	81,904,242	81,805,317	85,047,493	59,933,130

ARPA SYSTEM DEMAND IN KW

MONTH	2022	2023	2024	2025
JAN.	13,369	14,566	15,410	14,654
FEB.	14,377	14,024	12,839	15,106
MAR.	13,028	12,739	12,676	12,939
APR.	12,235	12,575	13,419	13,287
MAY	16,191	14,150	15,775	15,432
JUN.	18,005	17,275	20,311	19,615
JUL.	19,454	20,020	20,878	20,837
AUG.	19,656	19,789	20,538	21,905
SEP.	18,094	18,598	18,194	
OCT.	12,537	14,743	14,540	
NOV.	12,625	13,167	13,419	
DEC.	13,495	13,595	13,633	
TOTAL	183,066	185,241	191,632	133,775

ELECTRIC COST ADJUSTMENT PER KWH

MONTH	2022	2023	2024	2025
JAN.	0.0443296	0.0448092	0.0449428	0.03541
FEB.	0.0463651	0.0457843	0.0448742	0.0382477
MAR.	0.044582	0.0439096	0.0441258	0.0357143
APR.	0.0453687	0.0452284	0.0452925	0.0360166
MAY	0.0472119	0.0452418	0.0463112	0.0376929
JUN.	0.0463289	0.04781	0.0457255	0.0379757
JUL.	0.0447391	0.0457028	0.0453713	0.0365217
AUG.	0.0455374	0.0449125	0.0449007	
SEP.	0.0471618	0.0476422	0.0471484	
OCT.	0.0448514	0.0462336	0.0459023	
NOV.	0.0440813	0.0445895	0.0445059	
DEC.	0.0439199	0.043537	0.0448015	
AVERAGE	0.045373092	0.045450075	0.045325175	0.036796986



Below is the September, 2025 supplemental information regarding the sanitation department.

CUSTOMER INFORMATION

CUSTOMERS	2025	2024	+/-	PERCENT CHANGE
RESIDENTIAL	2,794	2,803	(9)	-0.32%
COMMERCIAL	438	439	(1)	-0.23%
INDUSTRIAL	10	10	0	0.00%
MUNICIPAL	28	29	(1)	-3.57%
	3,270	3,281		

LANDFILL

TONS	2025	2025	2024	2024	+/-	% CHANGE
	September	YTD	September	YTD		
OTERO COUNTY LANDFILL	579.56	4,953.17	489.69	4,794.01	89.87	15.51%
SOUTHEAST RECYCLING	23.09	233.83	24.23	187.23	(1.14)	-4.94%
CLEAN VALLEY - CURBSIDE	4.15	30.40	3.33	31.64	0.82	19.76%
CLEAN VALLEY - TRAILER	2.02	13.87	2.52	24.16	(0.50)	-24.88%
	608.82	5231.27	519.77	5037.04		

TONNAGE

OPEN TOP	40.92
COMPACTOR	12.9
RESIDENTIAL	250.14
COMMERICAL	139.13
ROLL OFFS	<u>119.37</u>
	562.46

OTHER INCOME

ITEM	2025	2024	2025	2024	+/-	PERCENT CHANGE
	September	September	YTD	YTD		
SPECIAL PICK-UP	2	2	26	26	0	0.00%
40-YD BOXES	30	18	274	221	53	19.34%
20-YD BOXES	18	14	132	214	-82	-62.12%
OVERAGES	14	8	99	111	-12	-12.12%
COMPACTOR	5	6	42	43	-1.00	-2.38%
TRX STATION (OPEN BOX)	40.92	29.00	294.53	302.63	-8.10	-2.75%
TRX STATION (COMPACTOR)	12.90	11.00	93.20	118.03	-25	-26.64%
TOTE REPLACEMENT	4	15	59	93	-34	-57.63%